SUNWAY EU

PV STRING INVERTER
PV STORAGE INVERTER

Mob:+86 138 6693 1144 Tel:+86 551 6363 7817 www.sunwaypv.com
Add:50 meters north of Huguang Road and Qianzhang Road, Shushan District, Hefei City, Anhui Province

SUNWAY SOLAR CO.,LTD

Single Phase PV String Inverter

3-6 kW

The Single-phase inverters are designed for residential PV system applications, rating from 3kW to 6kW. All models have unibody housings with aluminum structure which is anodized, increasing durability and effectively prevents corrosion. Equipped with external inductors, the unibody housings can ensure efficient heat dissipation, which significantly improves the reliability and extends the life of the inverters.

The inverter menu is activated by sensor touch buttons. Communication implements are via the Wi-Fi module (can be changed to Ethernet / GPRS). Check the system status anytime and anywhere via online portal or APP.

ANTI-FLOW
Anti-Feed-in Function

PV OVERSIZE
Max. 1.5 time
PV Oversize Capacity

PROTECTION
Multiple intelligent
Protections

SMART
Smart IV Curve Scanning

Wi-Fi
Wi-Fi Standard
Ethernet/GPRS Optional

CONFIGURATION
Quick & Easy
Config. via Wi-Fi

MODBUS
MODBUS
Communication Ready

- MPPT efficiency > 99.9%
- Two MPPT design
- Active and reactive power compensation, adjust power factor
- No fans design
- Quick and easy installation
- High-quality power output and low THDI

PV Input Data	SW3KTL-EU	SW3.6KTL-EU	SWA4KTL-X	SW5KTL-EU	SW6KTL-EU
Max. DC Power (W)	4500	5400	6000	7000	8400
Max. DC Voltage (V)	600	600	600	600	600
MPPT Voltage Range (V)	70-550	70-550	70-550	70-550	70-550
MPPT Full Power Voltage Range (V)	110-550	130-550	145-550	180-550	220-550
Rated Input Voltage (V)	360				
Start-up Voltage (V)	70				
Max. Input Current (A)	14 x 2				
Max. Short Current (A)	18 x 2				
No. of MPP Tracker / No. of PV String	2/2				
Input Connector Type	MC4				
AC Output Data					
Max. Output Power (W)	3300	3960	4400	5500	6600
Nominal Output Power (W)	3000	3600	4000	5000	6000
Max. Output Current (A)	15	17.5	20	24	28.7
Nominal Output Voltage (V)	L/N/PE, 220Vac, 230Vac, 240Vac				
Grid Voltage Range	180Vac-276Vac (According to local standard)				
Nominal Output Frequency (Hz)	50/60				
Grid Frequency Range	45-55Hz/54-66Hz (According to local standard)				
Output Power Factor	1 default (adjustable from 0.8 leading to 0.8 lagging)				
Output Current THD	<3%				
Efficiency					
Max. Efficiency	98.20%	98.20%	98.20%	98.20%	98.20%
Euro Efficiency	97.80%	97.82%	97.85%	97.90%	97.92%
Protection					
PV Reverse Polarity Protection	YES				
PV Insulation Resistance Detection	YES				
AC Short Circuit Protection	YES				
AC Over Current Protection	YES				
AC Over Voltage Protection	YES				
Anti-Islanding Protection	YES				
Residual Current Detection	YES				
Over Temperature Protection	YES				
Integrated DC switch	YES				
Surge Protection	Integrated (Type III)				
Smart IV Curve Scaning	YES				
Quick Arc Fault Circuit Interruption	Optional				
General Data					
Dimensions (W x H x D, mm)	358 x 360 x 142				
Weight (kg)	10				
Protection Degree	IP65				
Enclosure Material	Aluminum				
Ambient Temperature Range (°C)	-25 to 60				
Humidity Range	0-100%				
Topology	Transformerless				
Communication Interface	RS485 / WiFi / Wire Ethernet / GPRS (optional)				
Cooling Concept	Convection				
Noise Emission (db)	<28				
Night Power Consumption (W)	<1				
Max. Operation Altitude (m)	4000				
Certifications and Standards					
EMC Standard	EN/IEC 61000-6-2, EN/IEC 61000-6-3, EN61000-3-2, EN61000-3-3, EN61000-3-11, EN61000-3-12				
Safety Standard	IEC 60068, UL1741, EN62109				
Grid-connection	IEEE1547, CSA C22, EN50549, VDE4105, VDE0126, RD1699, ABNT NBR16149 & 16150, AS4777.2, NB/T32004, G98/G99, IEC61727				

Single Phase PV String Inverter

7-10 kW

The Single-phase inverters are designed for residential PV system applications, rating from 7kW to 10kW. All models have unibody housings with aluminum structure which is anodized, increasing durability and effectively prevents corrosion. Equipped with external inductors, the unibody housings can ensure efficient heat dissipation, which significantly improves the reliability and extends the life of the inverters.

The inverter menu is activated by sensor touch buttons. Communication implements are via the Wi-Fi module (can be changed to Ethernet / GPRS). Check the system status anytime and anywhere via online portal or APP.

ANTI-FLOW
Anti-Feed-in Function

PV OVERSIZE
Max. 1.5 time
PV Oversize Capacity

PROTECTION
Multiple intelligent
Protections

SMART
Smart IV Curve Scanning

Wi-Fi
Wi-Fi Standard
Ethernet/GPRS Optional

CONFIGURATION
Quick & Easy
Config. via Wi-Fi

MODBUS
MODBUS
Communication Ready

- MPPT efficiency > 99.9%
- Two MPPT design
- Active and reactive power compensation, adjust power factor
- No fans design
- Quick and easy installation
- High-quality power output and low THDI

PV Input Data	SW7KTL-EU	SW8KTL-EU	SW9KTL-EU	SW10KTL-EU
Max. DC Power (W)	9800	11200	12600	14000
Max. DC Voltage (V)	600			
MPPT Voltage Range (V)	70-550			
MPPT Full Power Voltage Range (V)	220-550			
Rated Input Voltage (V)	360			
Start-up Voltage (V)	70			
Max. Input Current (A)	14+26		26+26	
Max. Short Current (A)	18+35		35+35	
No. of MPP Tracker / No. of PV String	2/3		2/4	
Input Connector Type	MC4			
AC Output Data				
Max. Output Power (W)	7700	8800	9900	11000
Nominal Output Power (W)	7000	8000	9000	10000
Max. Output Current (A)	33.6	38.3	45	50
Nominal Output Voltage (V)	L/N/PE, 220Vac, 230Vac, 240Vac			
Grid Voltage Range	180Vac-276Vac (According to local standard)			
Nominal Output Frequency (Hz)	50/60			
Grid Frequency Range	45-55Hz/54-66Hz (According to local standard)			
Output Power Factor	1 default (adjustable from 0.8 leading to 0.8 lagging)			
Output Current THD	<3%			
Efficiency				
Max. Efficiency	98.20%	98.20%	98.32%	98.40%
Euro Efficiency	97.95%	98.00%	98.00%	98.10%
Protection				
PV Reverse Polarity Protection	YES			
PV Insulation Resistance Detection	YES			
AC Short Circuit Protection	YES			
AC Over Current Protection	YES			
AC Over Voltage Protection	YES			
Anti-Islanding Protection	YES			
Residual Current Detection	YES			
Over Temperature Protection	YES			
Integrated DC switch	YES			
Surge Protection	Integrated (Type III)			
Smart IV Curve Scaning	YES			
Quick Arc Fault Circuit Interruption	Optional			
General Data				
Dimensions (W x H x D, mm)	370 x 510 x 192		370 x 535 x 192	
Weight (kg)	17		18	
Protection Degree	IP65			
Enclosure Material	Aluminum			
Ambient Temperature Range (°C)	-25 to 60			
Humidity Range	0-100%			
Topology	Transformerless			
Communication Interface	RS485 / WiFi / Wire Ethernet / GPRS (optional)			
Cooling Concept	Convection		Intelligent fan cooling	
Noise Emission (db)	<40			
Night Power Consumption (W)	<1			
Max. Operation Altitude (m)	4000			
Certifications and Standards				
EMC Standard	EN/IEC 61000-6-2, EN/IEC 61000-6-3, EN61000-3-2, EN61000-3-3, EN61000-3-11, EN61000-3-12			
Safety Standard	IEC 60068, UL1741, EN62109			
Grid-connection	IEEE1547, CSA C22, EN50549, VDE4105, VDE0126, RD1699, ABNT NBR16149 & 16150, AS4777.2, NB/T32004, G98/G99, IEC61727			

Three Phase PV String Inverter

3-25 kW

Smart | Safety | Efficient

The Sunway Series Three-phase string inverters are designed for residential and small commercial PV system applications, rating from 3kW to 25kW. All models have unibody housings with aluminum structure which is anodized, increasing durability and effectively prevents corrosion. Equipped with external inductors, the unibody housings can ensure efficient heat dissipation, which significantly improves the reliability and extends the life of the inverters.

Communication implements are via the Wi-Fi module (can be changed to Ethernet / GPRS). Check the system status anytime and anywhere via online portal or APP.

- Quick Arc Fault circuit interruption（Optional）
- WIFI standard
- Compact design
- Multiple intelligent protections
- Compatible with bifacial modules
- String level monitoring

MPPT Range
Wide MPPT Range

PV OVERSIZE
1.5 Times PV Oversize

DC 1100V
Max. DC 1100V

UNIBODY
One-piece
Aluminum Housing

PROTECTION
Build-in SPD Type II

SMART
Smart IV Curve Scanning

UPDATE
Remote Firmware Update

PV Input Data	SW3KTL3-EU	SW4KTL3-EU	SW5KTL3-EU	SW6KTL3-EU	SW8KTL3-EU	SW10KTL3-EU
Max. DC Power (W)	5100	6000	7500	9000	12000	15000
Max. DC Voltage (V)	1100					
MPPT Voltage Range (V)	150 - 1000					
MPPT Full Power Voltage Range (V)	200 - 850			250 - 850	300 - 850	500 - 850
Rated Input Voltage (V)	620					
Start-up Voltage (V)	150					
Max. Input Current (A)	15 x 2					
Max. Short Current (A)	25 x 2					
No. of MPP Tracker / No. of PV String	2/2					
Input Connector Type	MC4					
AC Output Data						
Max. Output Power (VA)	3300	4400	5500	6600	8800	11000
Nominal Output Power (W)	3000	4000	5000	6000	8000	10000
Max. Output Current (A)	5.3	7	8.5	10.5	13.5	17
Nominal Output Voltage (V)	3P+N+PE /3P+PE 230/400					
Grid Voltage Range	260Vac-519Vac (according to local standard)					
Nominal Output Frequency (Hz)	50/60					
Grid Frequency Range	45-55Hz/55-65Hz(according to local standard)					
Output Power Factor	1 default (adjustable from 0.8 leading to 0.8 lagging)					
Output Current THD	<3%					
Efficiency						
Max. Efficiency	98.30%					98.70%
Euro Efficiency	97.61%	97.65%	98.00%	98.05%		98.23%
Protection						
PV Reverse Polarity Protection	YES					
PV Insulation Resistance Detection	YES					
AC Short Circuit Protection	YES					
AC Over Current Protection	YES					
AC Over Voltage Protection	YES					
Anti-Islanding Protection	YES					
Residual Current Detection	YES					
Over Temperature Protection	YES					
Integrated DC switch	YES					
Surge Protection	Integrated (Type II)					
Smart IV Curve Scaning	YES					
Quick Arc Fault Circuit Interruption	Optional					
General Data						
Dimensions (W x H x D, mm)	370 x 510 x 167				370 x 510 x 192	
Weight (kg)	16				16	
Protection Degree	IP65					
Enclosure Material	Aluminum					
Ambient Temperature Range (°C)	-25 to 60					
Humidity Range	0 -100%					
Topology	Transformerless					
Communication Interface	RS485 / WiFi / Wire Ethernet / GPRS (optional)					
Cooling Concept	Convection				Intelligent fan cooling	
Noise Emission (db)	<30					
Night Power Consumption (W)	<1					
Max. Operation Altitude (m)	≤4000					
Certifications and Standards						
EMC Standard	EN/IEC 61000-6-2, EN/IEC 61000-6-3, EN61000-3-2, EN61000-3-3, EN61000-3-11, EN61000-3-12					
Safety Standard	IEC 60068, UL1741, EN62109					
Grid-connection	IEEE1547, CSA C22, EN50549, VDE4105, VDE0126, RD1699, ABNT NBR16149 & 16150, AS4777.2, NB/T32004, G98/G99, IEC61727					

PV Input Data	SW12KTL3-EU	SW13KTL3-EU	SW15KTL3-EU	SW17KTL3-EU	SW20KTL3-EU	SW25KTL3-EU
Max. DC Power (W)	18000	19500	22500	25500	30000	37500
Max. DC Voltage (V)	1100					
MPPT Voltage Range (V)	150 - 1000					
MPPT Full Power Voltage Range (V)	500 - 850					
Rated Input Voltage (V)	620					
Start-up Voltage (V)	150					
Max. Input Current (A)	15 x 2		20 + 32		32 x 2	
Max. Short Current (A)	25 x 2		30 + 48		48 x 2	
No. of MPP Tracker / No. of PV String	2/2		2/3		2/4	
Input Connector Type	MC4					
AC Output Data						
Max. Output Power (VA)	13200	14300	16500	18700	22000	27500
Nominal Output Power (W)	12000	13000	15000	17000	20000	25000
Max. Output Current (A)	21.5	22	27	30	32	40
Nominal Output Voltage (V)	3P+N+PE /3P+PE 230/400					
Grid Voltage Range	260Vac-519Vac (according to local standard)					
Nominal Output Frequency (Hz)	50/60					
Grid Frequency Range	45-55Hz/55-65Hz(according to local standard)					
Output Power Factor	1 default (adjustable from 0.8 leading to 0.8 lagging)					
Output Current THD	<3%					
Efficiency						
Max. Efficiency	98.70%				98.75%	
Euro Efficiency	98.23%				98.35%	
Protection						
PV Reverse Polarity Protection	YES					
PV Insulation Resistance Detection	YES					
AC Short Circuit Protection	YES					
AC Over Current Protection	YES					
AC Over Voltage Protection	YES					
Anti-Islanding Protection	YES					
Residual Current Detection	YES					
Over Temperature Protection	YES					
Integrated DC switch	YES					
Surge Protection	Integrated (Type II)					
Smart IV Curve Scaning	YES					
Quick Arc Fault Circuit Interruption	Optional					
General Data						
Dimensions (W x H x D, mm)	370 x 510 x 192				370 x 535 x 192	
Weight (kg)	16	17			19	
Protection Degree	IP65					
Enclosure Material	Aluminum					
Ambient Temperature Range (°C)	-25 to 60					
Humidity Range	0 -100%					
Topology	Transformerless					
Communication Interface	RS485 / WiFi / Wire Ethernet / GPRS (optional)					
Cooling Concept	Intelligent fan cooling					
Noise Emission (db)	<40					<51
Night Power Consumption (W)	<1					
Max. Operation Altitude (m)	≤4000					
Certifications and Standards						
EMC Standard	EN/IEC 61000-6-2, EN/IEC 61000-6-3, EN61000-3-2, EN61000-3-3, EN61000-3-11, EN61000-3-12					
Safety Standard	IEC 60068, UL1741, EN62109					
Grid-connection	IEEE1547, CSA C22, EN50549, VDE4105, VDE0126, RD1699, ABNT NBR16149 & 16150, AS4777.2, NB/T32004, G98/G99, IEC61727					

Three Phase PV String Inverter

30-60 kW

Three Phase 36-60kW

Three Phase 30kW

The Three-phase string inverters are designed for commercial and power plant PV system applications, rating from 30kW to 60kW. All models with aluminum housings which is anodized, increasing durability and effectively prevents corrosion. Equipped with external inductors, ensure efficient heat dissipation, which significantly improves the reliability and extends the life of the inverters.

The inverter menu is activated by sensor touch buttons. Communication implements are via the Wi-Fi module (can be changed to Ethernet / GPRS). Check the system status anytime and anywhere via online portal or APP.

MAX. 20Adc
String Current Up To 20A

PV OVERSIZE
Max. 1.5 Time
PV Oversize Input

PROTECTION
Multiple Intelligent
Protections

ANTI-FLOW
Anti-Feed-in Function

Wi-Fi
Wi-Fi Standard,
Ethernet/GPRS Optional

CONFIGURATION
Quick & Easy
Config. via Wi-Fi

MODBUS
MODBUS
Communication Ready

- MPPT efficiency > 99.9%
- Intelligent Temperature Control System
- Active and reactive power compensation, adjust power factor
- IP 68 Cooling Fan
- Type II DC & AC lightning protection
- AC output 1.1x continuous operation

PV Input Data	SW30KTL3-EU	SW36KTL3-EU	SW40KTL3-EU	SW50KTL3-EU	SW60KTL3-EU
Max. DC Power (W)	45000	54000	60000	75000	90000
Max. DC Voltage (V)	1100				
MPPT Voltage Range (V)	200 -1000				
MPPT Full Power Voltage Range (V)	500 - 850				
Rated Input Voltage (V)	620				
Start-up Voltage (V)	200				
Max. Input Current (A)	38x2	38x3		40x3	38x4
Max. Short Current (A)	48x2	48x3		48x3	48x4
No. of MPP Tracker / No. of PV String	2/5	3/6		3/7	4/8
Input Connector Type	MC4				
AC Output Data					
Max. Output Power (VA)	33000	39600	44000	55000	66000
Nominal Output Power (W)	30000	36000	40000	50000	60000
Max. Output Current (A)	48	60	65	80	96
Nominal Output Voltage (V)	3P+N+PE /3P+PE 230/400				
Grid Voltage Range	260Vac-519Vac (according to local standard)				
Nominal Output Frequency (Hz)	50/60				
Grid Frequency Range	45-55Hz/55-65Hz (according to local standard)				
Output Power Factor	1 default (adjustable from 0.8 leading to 0.8 lagging)				
Output Current THD	<3%				
Efficiency					
Max. Efficiency	98.50%	98.65%	98.65%	98.80%	99.00%
Euro Efficiency	98.10%	98.20%	98.25%	98.45%	98.50%
Protection					
PV Reverse Polarity Protection	YES				
PV Insulation Resistance Detection	YES				
AC Short Circuit Protection	YES				
AC Over Current Protection	YES				
AC Over Voltage Protection	YES				
Anti-Islanding Protection	YES				
Residual Current Detection	YES				
Over Temperature Protection	YES				
Integrated DC switch	YES				
Surge Protection	Integrated (Type II)				
Smart IV Curve Scaning	YES				
Quick Arc Fault Circuit Interruption	Optional				
General Data					
Dimensions (W x H x D, mm)	450 x 485 x 210	710 x 470 x 236			
Weight (kg)	26	44			51
Protection Degree	IP65				
Enclosure Material	Aluminum				
Ambient Temperature Range (°C)	-25 to 60				
Humidity Range	0-100%				
Topology	Transformerless				
Communication Interface	RS485 / WiFi / Wire Ethernet / GPRS (optional)				
Cooling Concept	Intelligent Fan Cooling				
Noise Emission (db)	<51			<55	
Night Power Consumption (W)	<1				
Max. Operation Altitude (m)	≤4000				
Certifications and Standards					
EMC Standard	EN/IEC 61000-6-2, EN/IEC 61000-6-3, EN61000-3-2, EN61000-3-3, EN61000-3-11, EN61000-3-12				
Safety Standard	IEC 60068, UL1741, EN62109				
Grid-connection	IEEE1547, CSA C22, EN50549, VDE4105, VDE0126, RD1699, ABNT NBR16149 & 16150, AS4777.2, NB/T32004, G98/G99, IEC61727				

Single Phase Hybrid Storage Inverter

1-6 kW for Low Voltage Battery

The low voltage Series storage Inverters are designed to increase energy independence for homeowners. The power range is from 1kW to 6kW, compatible with low voltage (40-60V) batteries.

Energy management is based on time-of-use and demand charge rate structures, significantly reduce the amount of energy purchased from the public grid.

Thanks for the UPS function (switch time < 10ms), enables the crucial loads power on during outages. Additionally, under the backup operation mode, the inverter provides you up to 150% peak output overloading.

The AF low voltage Series storage inverters integrated with Arc Fault Circuit Interrupter (AFCI) and Rapid Shutdown.

Max. 1.5	2 MPPT	<10 ms		
PV OVERSIZE	**MPPT CHANNELS**	**UPS FUNCTION**	**PARALLEL**	**INPUT**
1.5 Times PV Oversize	Up to 2 MPPT Channels	Switch Time < 10ms	Max.6 Parallel Stacking	Support Generator

- Support for Time-of-use Optimization
- Configurable Operation Modes
- Arc Fault Circuit Interrupter (AFCI) (Optional)
- Build in Anti-feed-in Function
- Compact Size and Easy Installation
- Smart Monitoring & Remote Firmware Upgrade

For New Storage System:

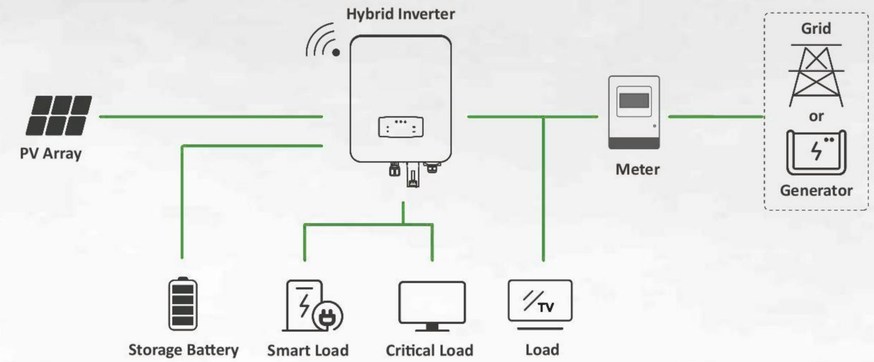

Optimizing Self-Consumption (on-grid) + Emergency Power Supply(off-grid)

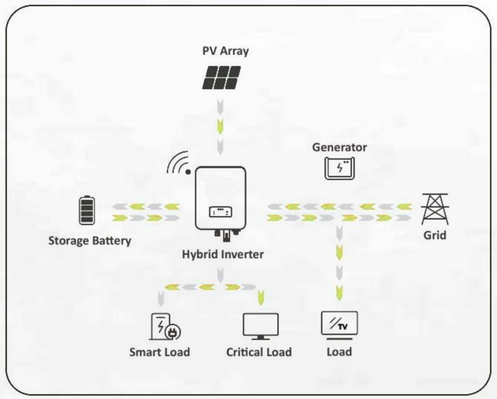

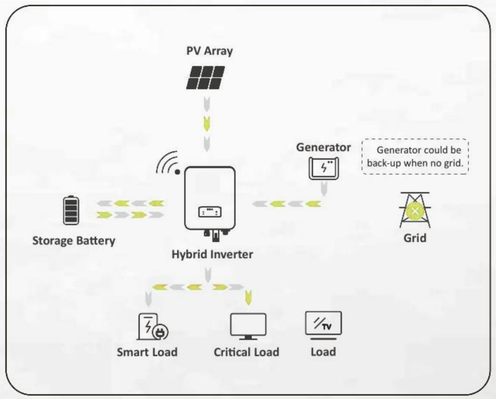

Optimizing Self-Consumption Mode

With home energy storage installed, home owners may also be able to change from a flat rate electricity tariff to a time-of-use tariff. For the areas and regions, where peak shaving can be applied.

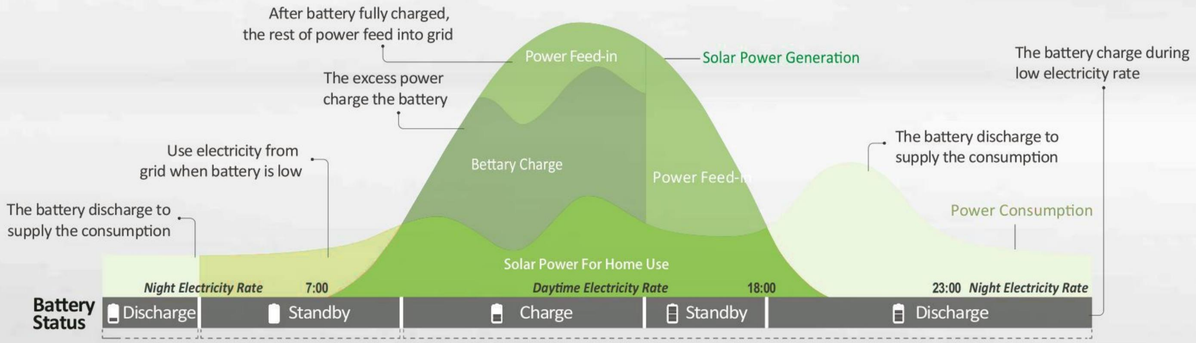

PV Input	SW1KLP1-EU	SW1.5KLP1-EU	SW2KLP1-EU	SW2.5KLP1-EU	SW3KLP1-EU	SW3.6KLP1-EU
Max. Input Power (kW)	1.5	2.3	3.0	3.8	4.5	5.4
Max. PV Voltage (V)	550					
MPPT Range (V)	80 - 500					
Full MPPT Range (V)	80 - 500	90 - 500	120 - 500	150 - 500	170 - 500	210 - 500
Normal Voltage (V)	360					
Startup Voltage (V)	100					
Max. Input Current (A)	18.5 x 1					
Max. Short Current (A)	26 x 1					
No. of MPP Tracker / No. of PV String	1 / 1					
Battery Port						
Max. Charge/Discharge Power (kW)	1.0	1.5	2.0	2.5	3.0	3.6
Max. Charge/Discharge Current (A)	25	40	50	63	80	80
Battery Normal Voltage (V)	51.2					
Battery Voltage Range (V)	40 - 60					
Battery Type	Li-ion / Lead-acid etc.					
AC Grid						
Max Continuous Current (A)	5.0	7.0	10.0	12.0	14.0	17.0
Max Continuous Power (kVA)	1.0	1.5	2.0	2.5	3.0	3.6
Nominal Grid Current(A)	4.6 / 4.4	6.9 / 6.6	9.1 / 8.7	11.4 / 10.9	13.7 / 13.1	16.4 / 15.7
Nominal Grid Voltage (V)	198 to 242 @ 220 / 207 to 253 @ 230					
Nominal Grid Frequency (Hz)	50 / 60					
Power Factor	0.999 (Adjustable from 0.8 overexcited to 0.8 underexcited)					
Current THD (%)	< 3					
AC Load Output						
Max Continuous Current (A)	5.0	7.0	10.0	12.0	14.0	17.0
Max Continuous Power (kVA)	1.0	1.5	2.0	2.5	3.0	3.6
Max Peak Current (A) (10min)	6.9 / 6.6	10.5 / 10.0	13.7 / 13.1	17.3 / 16.6	20.5 / 19.6	24.6 / 23.5
Max Peak Power (kVA) (10min)	1.5	2.3	3.0	3.8	4.5	5.4
Nominal AC Current (A)	4.6 / 4.4	6.9 / 6.6	9.1 / 8.7	11.4 / 10.9	13.7 / 13.1	16.4 / 15.7
Nominal AC Voltage L-N (V)	220 / 230					
Nominal AC Frequency (Hz)	50 / 60					
Switching Time (s)	Seamless					
Voltage THD (%)	< 3					
Efficiency						
CEC Efficiency (%)	97.0					
Max. Efficiency (%)	97.6					
PV to Bat. Efficiency (%)	98.1					
Bat. between AC Efficiency (%)	96.8					
Protection						
PV Reverse Polarity Protection	Yes					
Over Current/Voltage Protection	Yes					
Anti-Islanding Protection	Yes					
AC Short Circuit Protection	Yes					
Residual Current Detection	Yes					
Ground Fault Monitoring	Yes					
Insulation Resister Detection	Yes					
PV Arc Detection	Yes					
Enclosure Protect Level	IP65 / NEMA4X					
General Data						
Dimensions (W x H x D, mm)	370 x 513 x 192					
Weight (kg)	17					
Topology	Transformerless					
Cooling	Intelligent Fan					
Relatively Humidity	0 - 100 %					
Operating Temperature Range (°C)	- 25 to 60					
Operating Altitude (m)	< 4000					
Noise Emission (dB)	< 25					
Standby Consumption (W)	< 10					
Mounting	Wall Bracket					
Communication with RSD	SUNSPEC					
Display & Communication Interfaces	LCD, LED, RS485, CAN, Wi-Fi, GPRS, 4G					
Certification & Approvals	NRS097, G98, EN50549-1, C10/C11, AS4777.2, VDE-AR-N4105, VDE0126, IEC62109-1, IEC62109-2					
EMC	EN61000-6-2, EN61000-6-3					

PV Input	SW3KLP1-EU	SW3 .6KLP1-EU	SW4KLP1-EU	SW4.6KLP1-EU	SW5KLP1-EU	SW5.5KLP1-EU	SW6KLP1-EU
Max. Input Power (kW)	4.5	5.4	6.0	6.9	7.5	8.3	9.0
Max. PV Voltage (V)	550						
MPPT Range (V)	80 - 500						
Full MPPT Range (V)	90 - 500	110 - 500	120 - 500	130 - 500	150 - 500	160 - 500	170 - 500
Normal Voltage (V)	360						
Startup Voltage (V)	100						
Max. Input Current (A)	18.5 x 2						
Max. Short Current (A)	26 x 2						
No. of MPP Tracker / No. of PV String	2 / 2						
Battery Port							
Max. Charge/Discharge Power (kW)	3.0	3.6	4.0	4.6	4.8	4.8	4.8
Max. Charge/Discharge Current (A)	80						
Battery Normal Voltage (V)	51.2						
Battery Voltage Range (V)	40 - 60						
Battery Type	Li-ion / Lead-acid etc.						
AC Grid							
Max Continuous Current (A)	14.0	17.0	19.0	22.0	23.0	26.0	28.0
Max Continuous Power (kVA)	3.0	3.6	4.0	4.6	5.0	5.5	6.0
Nominal Grid Current(A)	13.7 / 13.1	16.4 / 15.7	18.2 / 17.4	21.0 / 20.0	22.8 / 21.8	25.0 / 24.0	27.3 / 26.1
Nominal Grid Voltage (V)	198 to 242 @ 220 / 207 to 253 @ 230						
Nominal Grid Frequency (Hz)	50 / 60						
Power Factor	0.999 (Adjustable from 0.8 overexcited to 0.8 underexcited)						
Current THD (%)	< 3						
AC Load Output							
Max Continuous Current (A)	14.0	17.0	19.0	22.0	23.0	26.0	28.0
Max Continuous Power (kVA)	3.0	3.6	4.0	4.6	5.0	5.5	6.0
Max Peak Current (A) (10min)	20.5 / 19.6	24.6 / 23.5	27.3 / 26.1	31.4 / 30	34.1 / 32.7	37.8 / 36.1	41.0 / 39.2
Max Peak Power (kVA) (10min)	4.5	5.4	6.0	6.9	7.5	8.3	9.0
Nominal AC Current (A)	13.7 / 13.1	16.4 / 15.7	18.2 / 17.4	21.0 / 20.0	22.8 / 21.8	25.0 / 24.0	27.3 / 26.1
Nominal AC Voltage L-N (V)	220 / 230						
Nominal AC Frequency (Hz)	50 / 60						
Switching Time (s)	Seamless						
Voltage THD (%)	< 3						
Efficiency							
CEC Efficiency (%)	97.0						
Max. Efficiency (%)	97.6						
PV to Bat. Efficiency (%)	98.1						
Bat. between AC Efficiency (%)	96.8						
Protection							
PV Reverse Polarity Protection	Yes						
Over Current/Voltage Protection	Yes						
Anti-Islanding Protection	Yes						
AC Short Circuit Protection	Yes						
Residual Current Detection	Yes						
Ground Fault Monitoring	Yes						
Insulation Resister Detection	Yes						
PV Arc Detection	Yes						
Enclosure Protect Level	IP65 / NEMA4X						
General Data							
Dimensions (W x H x D, mm)	370 x 513 x 192						
Weight (kg)	17						
Topology	Transformerless						
Cooling	Intelligent Fan						
Relatively Humidity	0 - 100 %						
Operating Temperature Range (°C)	- 25 to 60						
Operating Altitude (m)	< 4000						
Noise Emission (dB)	< 25						
Standby Consumption (W)	< 10						
Mounting	Wall Bracket						
Communication with RSD	SUNSPEC						
Display & Communication Interfaces	LCD, LED, RS485, CAN, Wi-Fi, GPRS, 4G						
Certification & Approvals	NRS097, G98/G99, EN50549-1, C10/C11, AS4777.2, VDE-AR-N4105, VDE0126, IEC62109-1, IEC62109-2						
EMC	EN61000-6-2, EN61000-6-3						

Wall Mounted Energy Storage Battery

SW51B100TW2/SW51B100TW2

Support capacity selection 5kWh / 10kWh / 15kWh / 20kWh...

Expansion Flexibility
5kWh modular design,
support 1-4 battery in parallel.

Easy Installation
Wall mounted or floor mounted,
saving installation time and cost.

Safe & Reliable
Lithium Iron Phosphate
(LFP) cell only. BMS built in.

Environment Adaptabilit
Wider temperature range:
-10°C~55°C.IP65 protection class.

LONG LIFESPAN
15-20 years designed lifespan, more
than 6000 cycles (0.5C, 25 C).



Model	SW51B100TW2	SW51B200TW2
Capacity	102Ah	204Ah
Nomial Capacity	5.22kWh	10.44kWh
Voltage	51.2V	51.2V
Charge Voltage	57.6V	57.6V
Discharge Voltage Range	45-57V	45-57V
Max. Charging Current	80A	80A
Battery Type	LiFePO4	LiFePO4
Max. Discharging Current	80A	80A
Max. Output Power	4096W	4096W
DOD	90%	90%
Modules Connection	1-16in parallel	1-16 in parallel
Communication	CAN.RS485	CAN.RS485
Cycle Life	≥6000@25°C, 0.5C	≥6000@25°C, 0.5C
Storage Temperature	-20°C~+35°C	-20°C~+35°C
Working Temp Range	Charge: 0°C~+55°C Discharge: -10°C~+55°C	Charge: 0°C~+55°C Discharge: -10°C~+55°C
Net Weight	48.5kg	48.5kg
Gross Weight	52.5kg	98kg
Product Dimension (W x H x D)	700*420*163mm	850*570*203mm
Package Dimension (W x H x D)	760*500*250mm	1020*740*405mm

Three Phase Hybrid Storage Inverter

3-30 kW

Three Phase Hybrid Inverter 15-30kW

Three Phase Hybrid Inverter 3-12kW

The SW Series three phase storage inverters are designed to increase energy independence for homeowners and commercial users. The power range is from 3.0kW to 30kW, compatible with high voltage (150-800V) batteries.

Energy management is based on time-of-use and demand charge rate structures, significantly reduce the amount of energy purchased from public grid.

Thanks for the UPS function (switch time < 10ms), enables the crucial loads power on during outages. Additionally, under the backup operation mode, the inverter provides you up to 150% peak output overloading.

WIDE RANGE	100% UNBALANCE	PV OVERSIZE	MAX. 40Adc	UPS FUNCTION	INPUT
Voltage Range (150-800V)	Support Unbalance Load	1.5 Times PV Oversize	String Current Up To 40A	Switch Time < 10ms	Support Generator

- Support for Time-of-use Optimization
- Configurable Operation Modes
- AFCI (Optional) & Rapid Shutdown Ready
- Build in Anti-feed-in Function
- 100% unbalanced output, each phase; 200% unbalanced output, each phase (Below 10kW)
- Smart Monitoring & Remote Firmware Upgrade

For New Storage System:

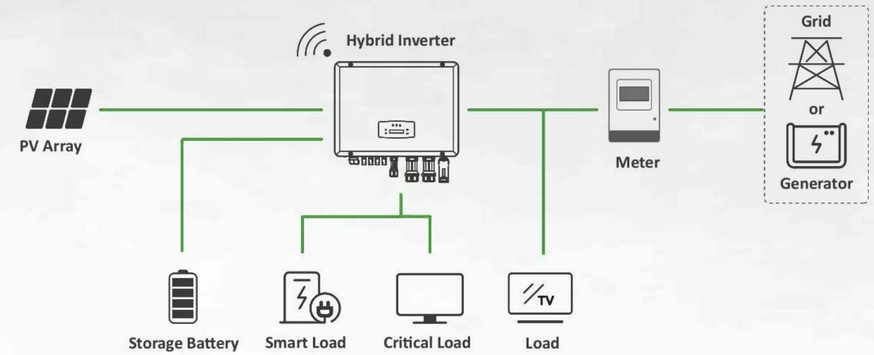

Optimizing Self-Consumption (on-grid) + Emergency Power Supply (off-grid)

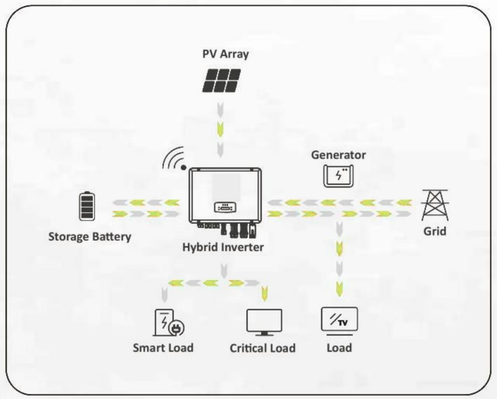

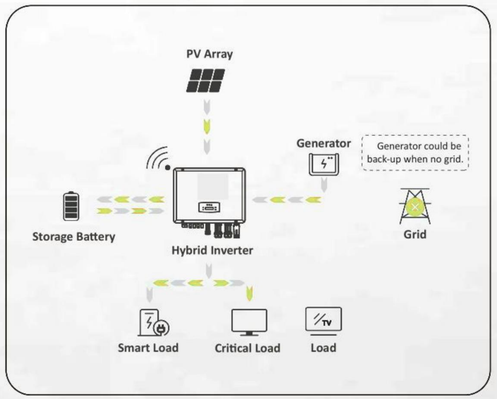

Optimizing Self-Consumption Mode

With energy storage system installed, users may also be able to change from a flat rate electricity tariff to a time-of-use tariff. For the areas and regions, where peak shaving can be applied.

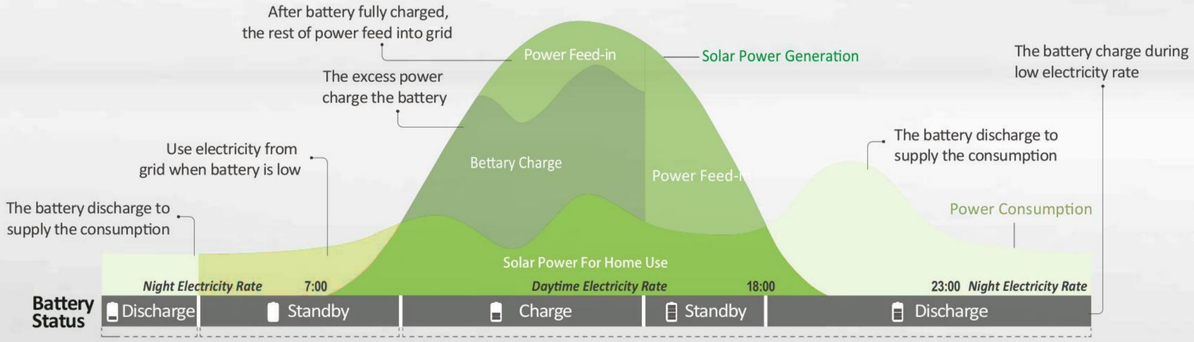

PV Input	SW3KHP3-EU	SW4KHP3-EU	SW5KHP3-EU	SW6KHP3-EU	SW8KHP3-EU	SW10KHP3-EU
Max. DC Input Power (kW)	5	6	7.5	9	12	15
Max. PV Voltage (V)	1000					
Rated DC Input Voltage (V)	620					
DC Input Voltage Range (V)	150-1000					
MPPT Voltage Range (V)	150-850					
Full MPPT Range(V)	200-850			250-850	300-850	500-850
Start-up Voltage (V)	160					
Max. DC Input Current (A)	20x2					
Max. Short Current(A)	30x2					
No. of MPPT Tracker / Strings	2/2					
Battery Port						
Battery Nominal Voltage (V)	200	200	200	250	300	400
Battery Voltage Range (V)	150-800					
Max. Charge/Discharge Current (A)	30					
Max. Charge/Discharge Power (kW)	3	4	5	6	8	10
Charging Curve	3 Stages					
Compatible Battery Type	Li-ion battery					
AC Grid						
Nominal AC Output Power (kW)	3	4	5	6	8	10
Max. AC Input/Output Power (kVA)	4.5 / 3.3	6 / 4.4	7.5 / 5.5	9 / 6.6	12 / 8.8	15 / 11
Max. AC Output Current (A)	5.3	7	8.5	10.5	13.5	17
Nominal AC Voltage (V)	230/400					
Nominal AC Frenquency (Hz)	50/60					
Power Factor	1（-0.8-0.8）adjustable					
Current THD (%)	<3%					
AC Load Output (Back-up)						
Nominal Output Power (VA)	3000	4000	5000	6000	8000	10000
Nominal Output Voltage (V)	230/400					
Nominal Output Frequency (Hz)	50/60					
Nominal Output Current (A)	4.4	5.8	7.3	8.7	11.6	14.5
Peak Output Power	3300VA, 60s	4400VA, 60s	5500VA, 60s	6600VA, 60s	8800VA, 60s	11000VA, 60s
THDV (with linear load)	<3%					
Switching Time (ms)	<10					
Efficiency						
Europe Efficiency	97.50%					
Max. Efficiency	98.00%				98.20%	
Battery Charge/Discharge Efficiency	98.00%					
Protection						
Reverse Polarity Protection	Yes					
Over Current / Voltage Protection	Yes					
Anti-islanding Protection	Yes					
AC Short-ciruit Protection	Yes					
Leakage Current Detection	Yes					
Ground Fault Monitoring	Yes					
Grid Monitoring	Yes					
Enclosure Protect Level	IP65					
General Data						
Dimensions (W x H x D, mm)	370 x 497 x 192 mm					
Weight (kg)	20.8kg					
Topology	Transformerless					
Cooling Concept	Natural Convection				Intelligent Fan	
Relatively Humidity	0-100%					
Operating Temperature Range (°C)	-25 to 60 °C					
Operating Altitude (m)	<4000					
Noise Emission (dB)	<30					
Standby Consumption (W)	<5					
Display & Communication Interfaces	LCD, LED, RS485, CAN, Wi-Fi, GPRS, 4G					
Certification & Approvals	NRS097, G98/G99, EN50549-1, C10/C11, AS4777.2, VDE-AR-N4105, VDE0126, IEC62109-1, IEC62109-2					
EMC	EN61000-6-2, EN61000-6-3					

PV Input	SW12KHP3-EU	SW15KHP3-EU	SW17KHP3-EU	SW20KHP3-EU	SW25KHP3-EU	SW30KHP3-EU
Max. DC Input Power (kW)	18	22.5	25.5	30	37.5	45
Max. PV Voltage (V)	1000					
Rated DC Input Voltage (V)	620					
DC Input Voltage Range (V)	150-1000					
MPPT Voltage Range (V)	150-850					
Full MPPT Range(V)	500-850					
Start-up Voltage (V)	160					
Max. DC Input Current (A)	20x2	20+32	32x2		40x2	
Max. Short Current(A)	30x2	30+48	48x2		60x2	
No. of MPPT Tracker / Strings	2/2	2/3	2/4		2/4	
Battery Port						
Battery Nominal Voltage (V)	450	500	400	500	500	550
Battery Voltage Range (V)	150-800					
Max. Charge/Discharge Current (A)	30	50	50	50	60	60
Max. Charge/Discharge Power (kW)	12	15	17	20	25	30
Charging Curve	3 Stages					
Compatible Battery Type	Li-ion battery					
AC Grid						
Nominal AC Output Power (kW)	12	15	17	20	25	30
Max. AC Input/Output Power (kVA)	18 / 13.2	22.5 / 16.5	25.5 / 18.7	30 / 22	37.5 / 27.5	45 / 33
Max. AC Output Current (A)	21.5	27	30	32	40	48
Nominal AC Voltage (V)	230/400					
Nominal AC Frenquency (Hz)	50/60					
Power Factor	1（-0.8-0.8）adjustable					
Current THD (%)	<3%					
AC Load Output (Back-up)						
Nominal Output Power (VA)	12000	15000	17000	20000	25000	30000
Nominal Output Voltage (V)	230/400					
Nominal Output Frequency (Hz)	50/60					
Nominal Output Current (A)	17.4	21.8	24.7	29	36.3	43.5
Peak Output Power	13200VA, 60s	16500VA, 60s	18700VA, 60s	22000VA, 60s	27500VA, 60s	33000VA, 60s
THDV (with linear load)	<3%					
Switching Time (ms)	<10					
Efficiency						
Europe Efficiency	97.50%		97.80%		98.00%	98.10%
Max. Efficiency	98.30%				98.50%	
Battery Charge/Discharge Efficiency	98.00%					
Protection						
Reverse Polarity Protection	Yes					
Over Current / Voltage Protection	Yes					
Anti-islanding Protection	Yes					
AC Short-ciruit Protection	Yes					
Leakage Current Detection	Yes					
Ground Fault Monitoring	Yes					
Grid Monitoring	Yes					
Enclosure Protect Level	IP65					
General Data						
Dimensions (W x H x D, mm)	370 x 497 x 192 mm	558 x 535 x 260 mm				
Weight (kg)	20.8kg	29kg			36kg	
Topology	Transformerless					
Cooling Concept	Intelligent Fan					
Relatively Humidity	0-100%					
Operating Temperature Range (°C)	-25 to 60 °C					
Operating Altitude (m)	<4000					
Noise Emission (dB)	<30	<40				
Standby Consumption (W)	<5					
Display & Communication Interfaces	LCD, LED, RS485, CAN, Wi-Fi, GPRS, 4G					
Certification & Approvals	NRS097, G98/G99, EN50549-1, C10/C11, AS4777.2, VDE-AR-N4105, VDE0126, IEC62109-1, IEC62109-2					
EMC	EN61000-6-2, EN61000-6-3					

High Voltage Stackable Energy Storage Battery

SW76B-HV-9200

Model	SW76B-HV-9200
Capacity	120Ah
Battery Type	LiFePO4
Installation	Ground-mounted
Max. Discharge/Charge Current	100A
Protection Level	IP65
Cycle Life	>6000.@25°C，0.5C，90%DOD
Transportation SOC	30%
Working Temperature	Charge: 0°C~+55°C Discharge: -20°C~+55°
Storage	-20°C~+35°C

Expansion Flexibility
5kWh modular design, Scalable from 15kWh to 42kWh.

Smart O&M
Check the APP to find data on your phone. Remote diagnosis and OTA.

Safe & Reliable
Lithium Iron Phosphate (LFP) cell only. BMS, fuse and aerosol kit are built in.

Environment Adaptabilit
Wider temperature range: -20°C~+55°C.IP65 protection class.

More Usable Energy
90% Depth of Discharge, more than 6000 cycles (0.5C, 25℃).

Model						
Nominal Voltage	307.2V	384V	460.8V	537.6V	614.4VV	691.2V
Connection	4PACK	5PACK	6PACK	7PACK	8PACK	9PACK
Voltage Working Range	276V-337V	345V-422V	414V-506V	483V-590V	552V-675V	621V-760V
Nominal Capacity	36.86kWh	46kWh	55.3kWh	64.5kWh	73.7kWh	82.9kWh

Monitoring
Device & Solution

Failure alarm | PV sytem information push | Multiple systems in one account | Cloud data synchronization | PC browser Andriod and IOS | Real-time/ Historical data monitoring and analysis | System Income Calculation

Wi-Fi / Ethernet / GPRS Data Sticker

Power Plant Data Logger

Zero injection Smart Meter(optional)

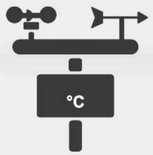

Weather Station

PV System Monitoring Solution

Single Inverter Monitoring Solution

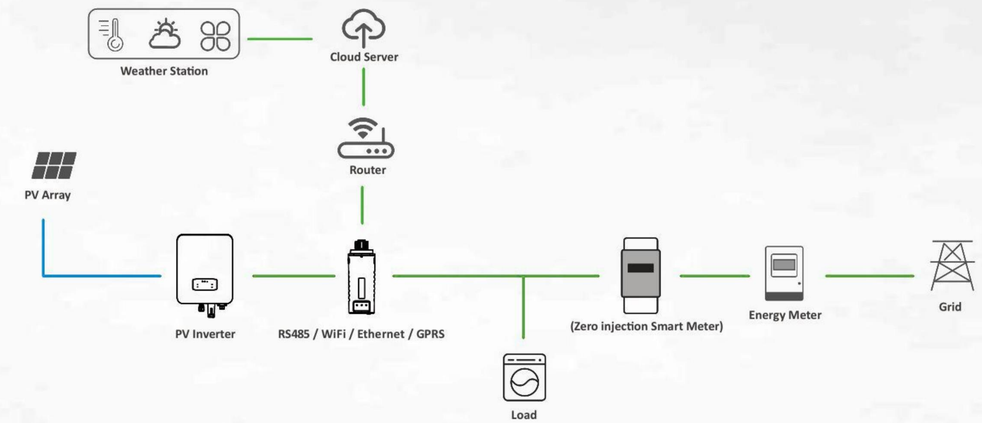
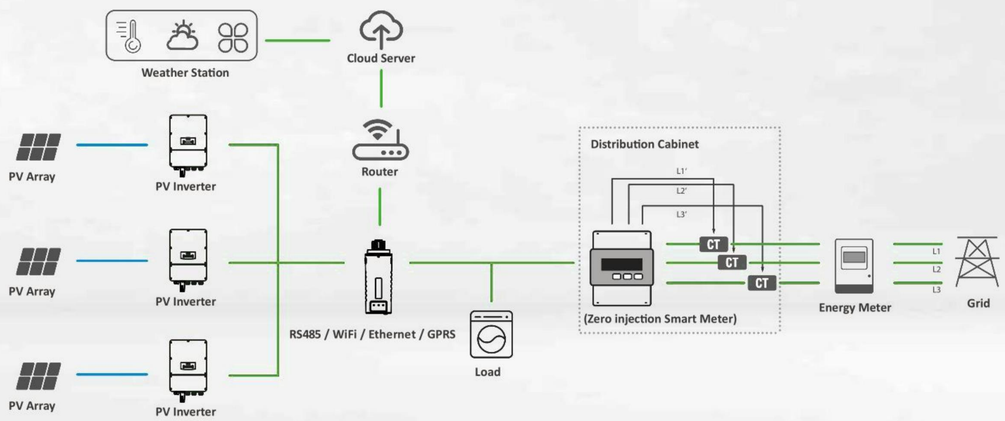
Multiply Inverters Monitoring Solution